

Safety

- Do not cover the ground contact.
- Do not insert objects into the luminaire.
- Do not clean using any solvent based abrasive or aggressive product.
- Do not pull any cables connected to the product.
- Do not direct the luminaire into a persons eyes, as this unit may have an intense light output, which if incorrectly used may cause eye damage.
- Light engines/LED'S and other light sources may heat up, please take care when handling the products.
- The manufacturer will not be deemed liable or held responsible for any damages caused by faults or manufacturing defects that may be present in any of its products or the misuse or incorrect installation of this device. Please refer to our trouble shooting guide for further information.
- The manufacturer will not be held liable for any death(s) or injuries caused by misuse or poor installation or any unreported faults of this product version or versions thereof.
- Do not install in areas with; high acid rain, acidic soil, high salt content, coastal environments, high concentration of chemical substances.

Returns & Faulty Items

- If any problem is encountered during or after installation, please call ALL LED technical department to get the problem resolved ASAP.
- Please do not just return the item to the outlet you purchased it from, as you are only entitled to a replacement or refund after the unit has undergone testing and the unit has been confirmed as having a manufacturing defect/fault. Your statutory rights are not affected.
- The manufacturer will not be deemed liable or held responsible for any damages caused by faults or manufacturing defects that may be present in any of its products or the misuse or incorrect installation of this device. Please refer to our trouble shooting guide for further information.
- All goods are supplied under the terms and conditions of ALL LED LTD, a copy of which may be obtained upon written request.



INSTALLATION GUIDE Multiple Plate for iCan75/iCan75 Platinum



- All electrical work should be completed in accordance with the latest IET regulations, or any other relevant rules, regulations or laws of the country in which it is being installed.
- Ensure power supply is isolated prior to installation, maintenance or performing any other form of electrical work.
- The company MUST be contacted immediately for advice or swift resolution of any matters concerning any of ALL LED's products.

Multiple Plates for iCan75/iCan75 Platinum

Product Code	Description
AFD75/M/01	Solo Multiple Plate for iCan75/iCan75 Platinum
AFD75/M/02	Duet Multiple Plate for iCan75/iCan75 Platinum
AFD75/M/03	Trifecta Multiple Plate for iCan75/iCan75 Platinum
AFD75/M/04	Quad Multiple Plate for iCan75/iCan75 Platinum



ALL LED LTD
42 Sedgwick Road,
Luton, LU4 9DT

www.allledgroup.com
sales@allledgroup.com
Tel: +44 (0)208 841 9000

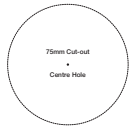
Environmental Protection
Waste electrical products should not be disposed of with household waste. Please recycle where facilities exist. Check with your Local Authority or retailer for recycling advice

The manufacturer will not be deemed liable or held responsible for any damages caused by faults or manufacturing defects that may be present in any of its products or the misuse or incorrect installation of this device
Your statutory rights are not affected.

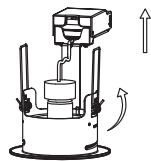


Installation

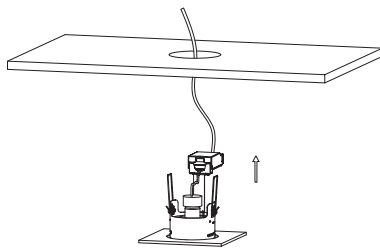
1. We recommend checking the surface is suitable for the product prior to installation.
2. Turn off power supply at source to avoid any risk of electric shock.



3. Using the relevant template provided to mark the hole onto the surface



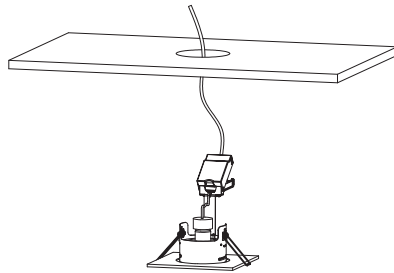
5. Carefully insert the luminaire through the multiple plate by holding the spring clips and feeding it through the hole.



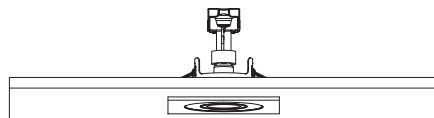
7. Carefully holding the spring clips again, guide the downlight through the hole.



4. Using appropriate techniques cut out a 75mm hole where the luminaire is to be installed

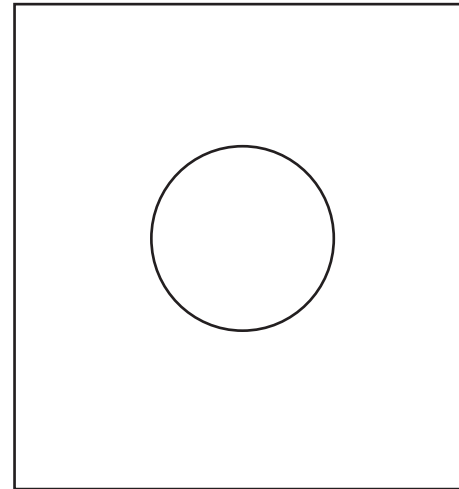


6. Feed the cable through the cut out where luminaire is to be installed

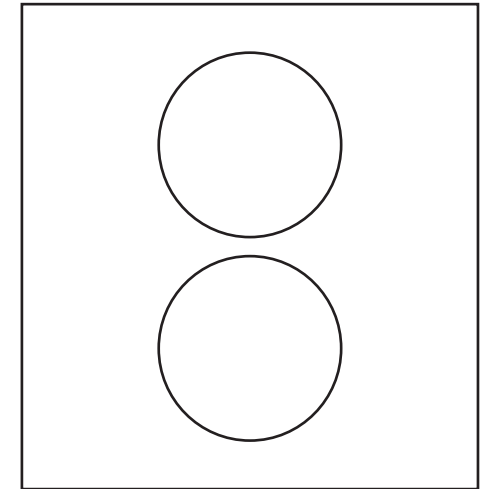


8. Turn the power on and ensure the luminaire is functioning correctly.

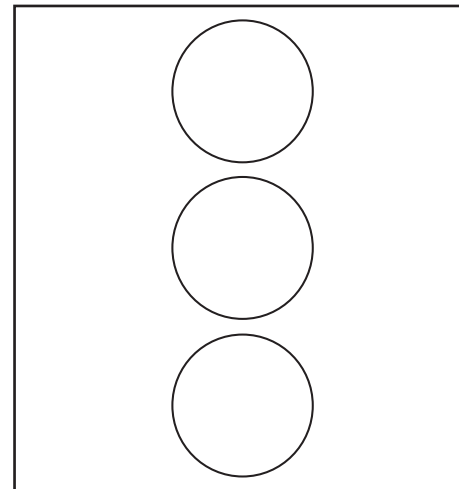
iCan Multiple Plate Range



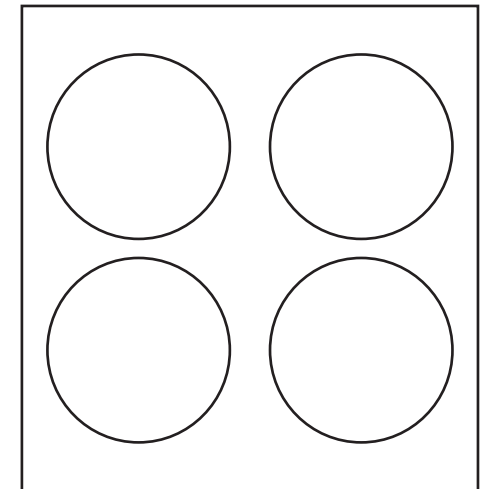
Solo
AFD75/M/01



Duet
AFD75/M/02



Trifecta
AFD75/M/03



Quad
AFD75/M/04

*Instructions for illustrative purpose only, please ensure to adjust according to your chosen configuration.